

Scaled data based on original data using
LM-79-08 Approved Method: Electrical and Photometric Measurements of Solid-
State Lighting Products

Test Report Prepared for
Cooper Lighting Solutions
(formerly Eaton)

Brand: McGRAW-EDISON

Report Number: P227016

Luminaire Tested: **ISW-AF-600-LED-E1-SL4-8030-ULG**

Issue Date: 3/3/2020

Test Information

Test Method: LM-79-08
Report Number: P227016
TEST IS SCALED FROM IESNA LM-79-08 TEST DATA (P35947)-DOWNLIGHT AND
Test Lab: INNOVATION CENTER-P3
Issue Date: 3/3/2020
Manufacturer: COOPER LIGHTING SOLUTIONS (FORMERLY EATON)
Product Line: MCGRAW-EDISON
Catalog Number: ISW-AF-600-LED-E1-SL4-8030-ULG
Description: IMPACT ELITE LED WEDGE LUMINAIRE WITH UPLIGHT
LIGHT SQUARE WITH ACCULED OPTICS-TYPE IV W/SPILL CONTROL, WITH UPLIGHT
GLOW
Light Source: (16) 3000K CCT, 80 CRI LEDs and (1) UPLIGHT LED
Ballast/Driver: ELECTRONIC DRIVER

Summary

Lumens per Lamp: N/A
Luminaire Lumens: 4723.3 lumens
Efficiency: N/A
Efficacy: 93.7 lumens/watt
Luminous Opening: Rectangular w/ Sides (W: 0.5' x L: 0.5' x H: 0.54')
IES Classification: Type IV - Short - Non-Cutoff
BUG Rating: B0 - U5 - G1

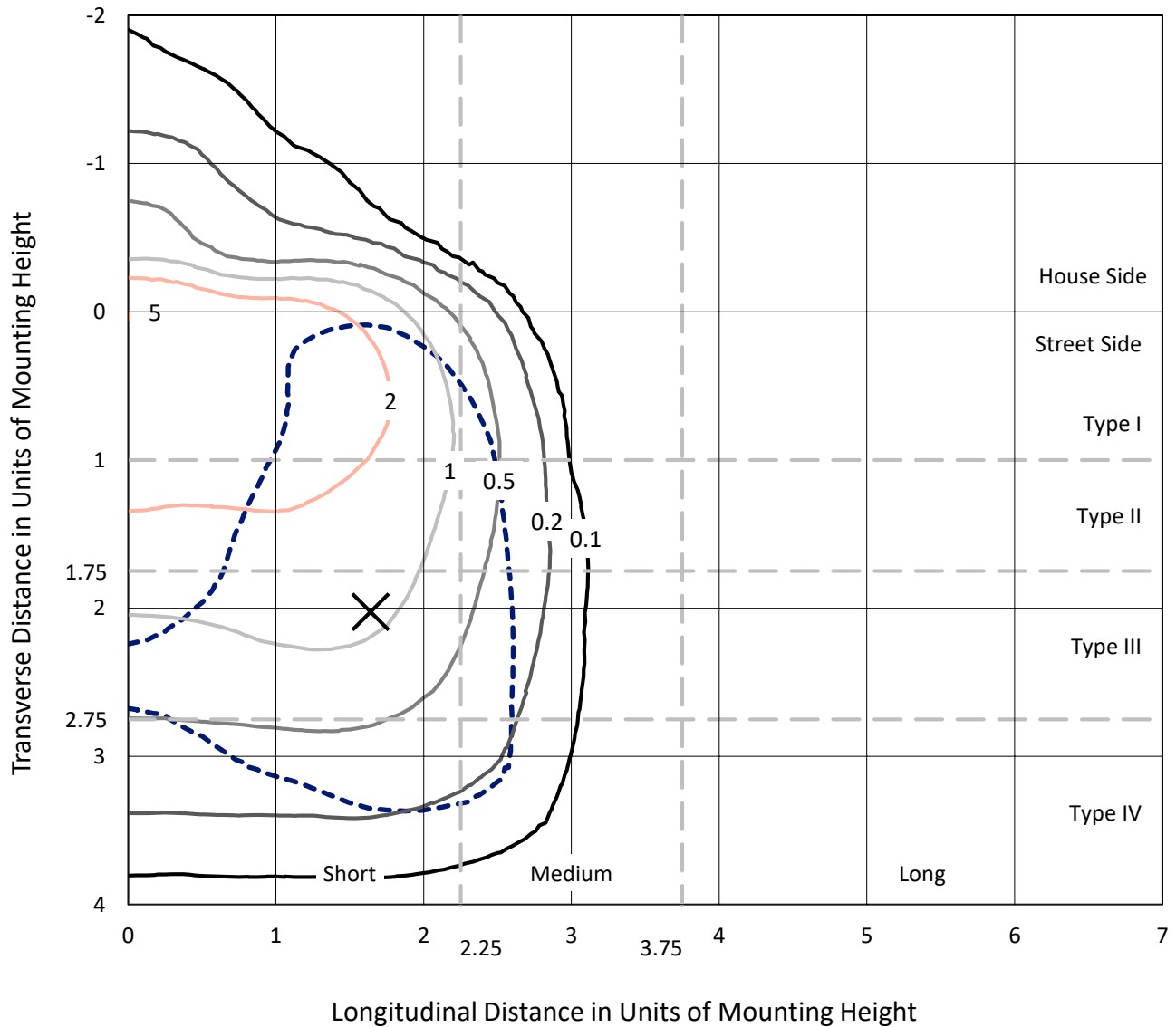
Input Watts (W): 50.4
Input Voltage (V): 120
Input Current (Ain): NR
Voltage Rise (V): NR
Power Factor: NR
Total Harmonic Distortion (THDi): NR
Frequency (hertz): 60
Stabilization Time: NR
Operation Time: NR
Ambient Temperature (°C): NR
Test Distance: 25 FT



REPORT NUMBER: P227016
 CATALOG NUMBER: ISW-AF-600-LED-E1-SL4-8030-ULG

Iso-Footcandle Lines of Horizontal Illumination

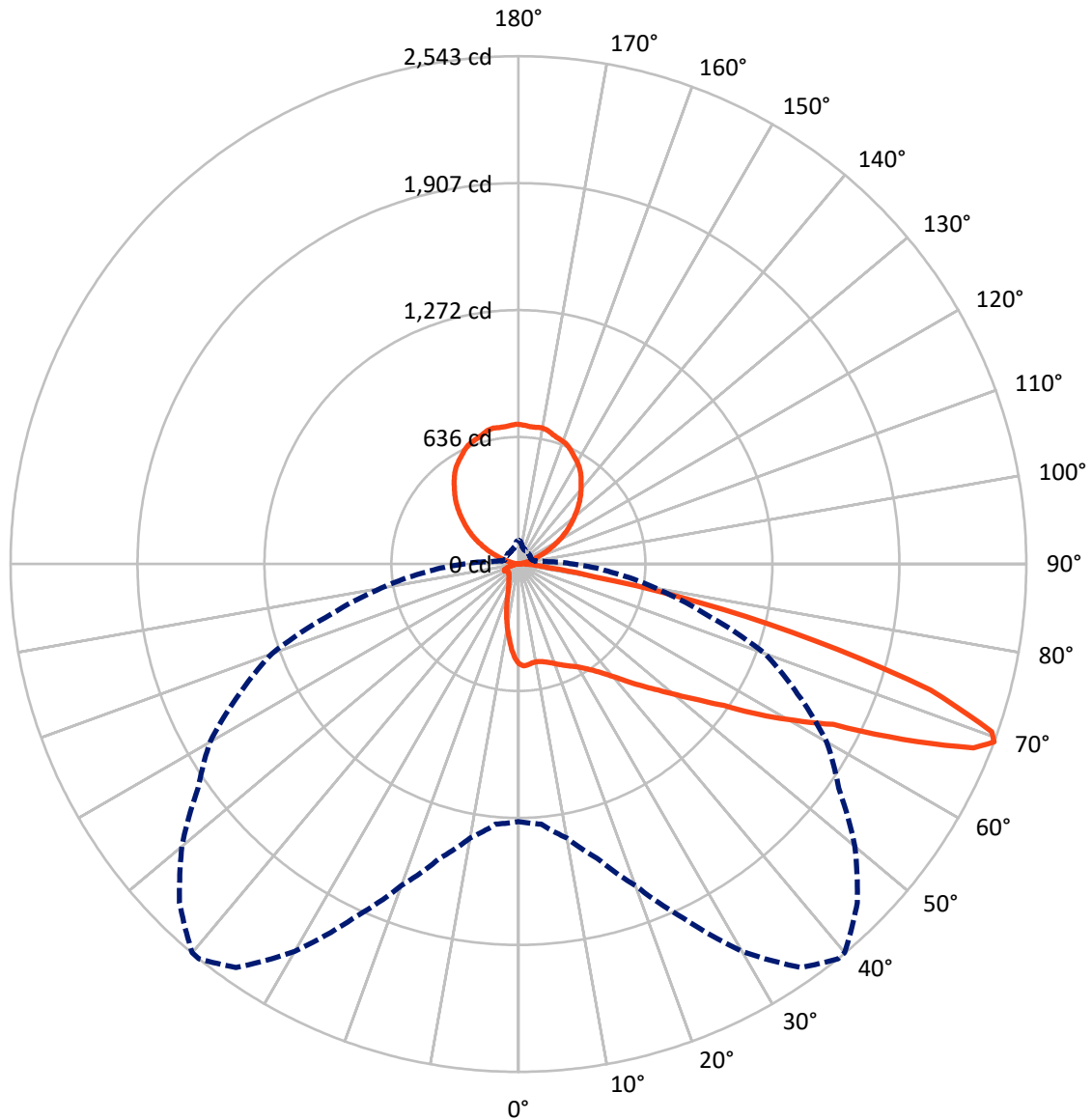
× Max cd
 - - - 1/2 Max cd



Based on 10 foot mounting height. Maximum calculated value = 5 fc
 Type IV - Short - Non-Cutoff

REPORT NUMBER: P227016
CATALOG NUMBER: ISW-AF-600-LED-E1-SL4-8030-ULG

Luminous Intensity Polar Plot



— Vertical Plane Through 39-Deg Lateral - - - Horizontal Cone Through 69-Deg Vertical

REPORT NUMBER: P227016

CATALOG NUMBER: ISW-AF-600-LED-E1-SL4-8030-ULG

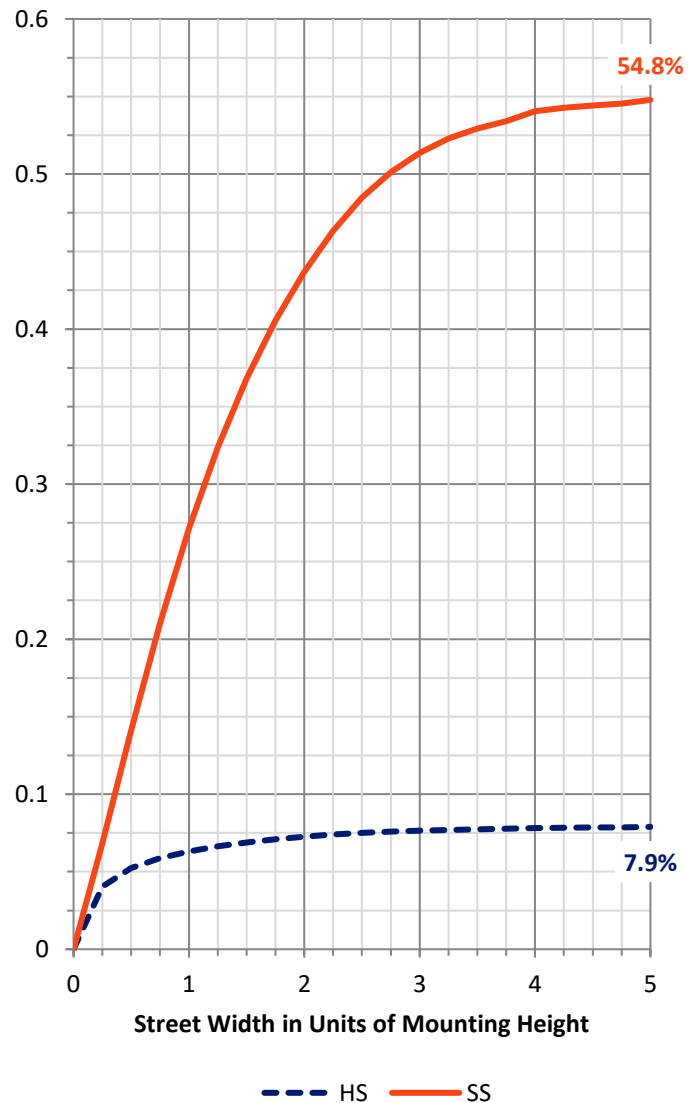
FLUX DISTRIBUTION:

		Downward	Upward	Total
House Side	Lumens	378.5	867.7	1246.1
	% Fixture	8.0	18.4	26.4
Street Side	Lumens	2608.9	868.3	3477.2
	% Fixture	55.2	18.4	73.6
Total	Lumens	2987.3	1736.0	4723.3
	% Fixture	63.2	36.8	100.0

Coefficient of Utilization

ZONAL LUMENS:

Zone	Lumens	% Fixture
0°-10°	43.2	0.9
10°-20°	108.9	2.3
20°-30°	169.5	3.6
30°-40°	256.2	5.4
40°-50°	409.9	8.7
50°-60°	644.3	13.6
60°-70°	867.5	18.4
70°-80°	430.3	9.1
80°-90°	57.5	1.2
90°-100°	10.1	0.2
100°-110°	57.4	1.2
110°-120°	166.1	3.5
120°-130°	273.2	5.8
130°-140°	336.8	7.1
140°-150°	344.6	7.3
150°-160°	290.3	6.1
160°-170°	191.2	4.0
170°-180°	66.3	1.4
0°-90°	2987.3	63.2
0°-180°	4723.3	100.0



REPORT NUMBER: P227016

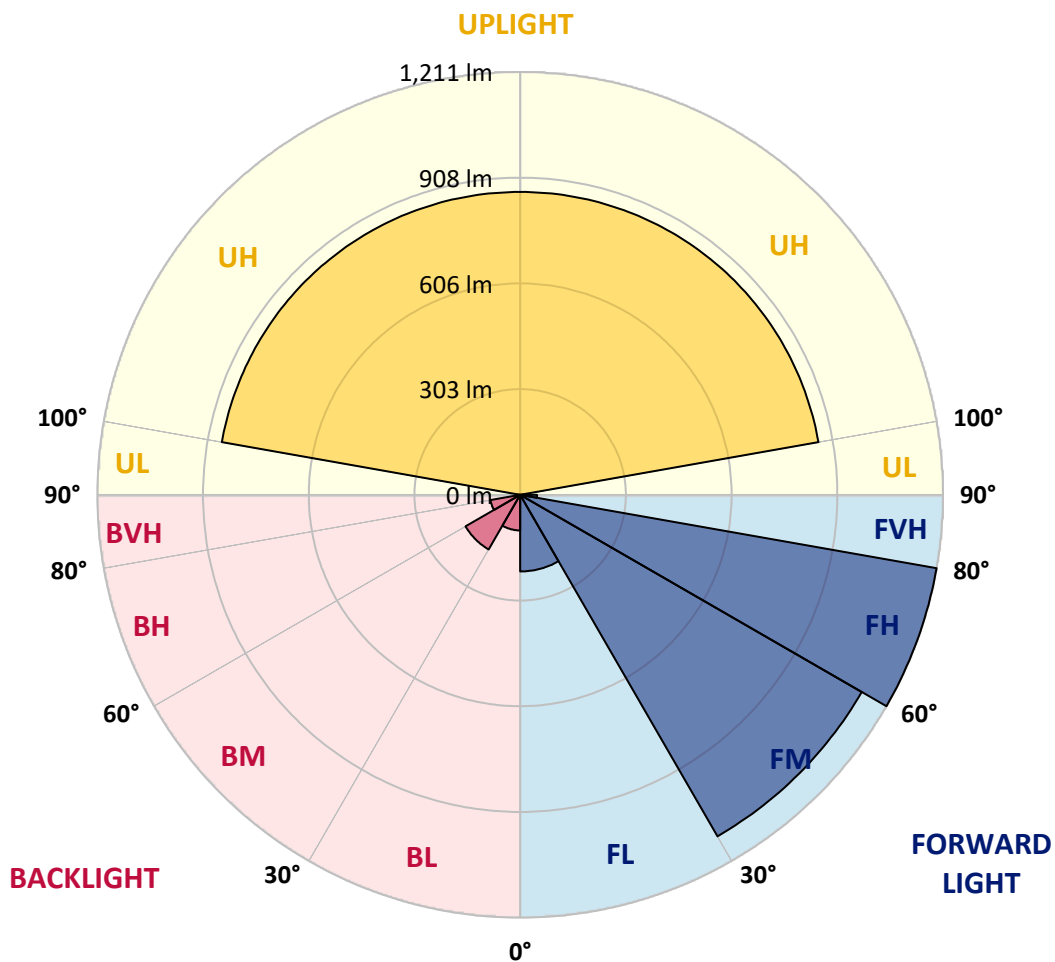
CATALOG NUMBER: ISW-AF-600-LED-E1-SL4-8030-ULG

LUMINAIRE CLASSIFICATION SYSTEM LUMEN TABLE AND BUG RATING:

Zone		Lumens	% Fixture	Zone Rating/Lumen Limit		
				B	U	G
FL	(0°-30°)	219.6	4.6			
FM	(30°-60°)	1129.8	23.9			
FH	(60°-80°)	1211.3	25.6			G1/1800
FVH	(80°-90°)	48.1	1.0			G1/100
BL	(0°-30°)	102.0	2.2	B0/110		
BM	(30°-60°)	180.6	3.8	B0/220		
BH	(60°-80°)	86.5	1.8	B0/110		G0/110
BVH	(80°-90°)	9.4	0.2			G0/10
UL	(90°-100°)	10.1	0.2		U2/50	
UH	(100°-180°)	867.7	18.4		U4/1000	

BUG Rating: B0-U5-G1

Type IV Short





REPORT NUMBER: P227016

CATALOG NUMBER: ISW-AF-600-LED-E1-SL4-8030-ULG

CANDELA DISTRIBUTION (FULL):

	0°	5°	10°	15°	20°	25°	30°	35°	39°	40°	45°
0°	500.3	500.3	500.3	500.3	500.3	500.3	500.3	500.3	500.3	500.3	500.3
2.5°	512.4	512.9	512.9	513.4	511.5	511.5	511.9	510.0	511.0	510.5	508.1
5°	513.4	513.9	513.4	513.9	511.5	510.5	508.6	506.1	507.1	506.6	503.2
7.5°	511.0	511.5	510.5	511.0	508.1	506.1	503.2	501.3	499.8	499.3	495.0
10°	505.6	507.1	505.2	506.6	504.2	502.3	500.8	498.9	497.9	497.4	492.6
12.5°	497.9	498.9	499.3	501.3	501.3	501.8	501.8	500.3	500.8	500.3	496.4
15°	490.6	494.0	497.4	499.3	503.2	505.6	507.6	507.1	508.6	508.1	505.6
17.5°	490.6	493.5	499.3	505.6	512.9	516.3	519.2	519.2	519.7	518.7	514.9
20°	492.6	497.9	507.6	518.3	527.0	533.8	535.7	535.2	533.3	533.3	526.5
22.5°	508.6	511.9	522.6	534.2	546.4	553.2	553.6	552.2	548.3	547.3	539.1
25°	531.3	535.2	544.9	559.9	569.2	574.5	573.0	568.2	564.3	560.9	552.2
27.5°	566.7	569.6	579.3	589.5	594.8	596.8	591.0	584.2	579.8	578.4	566.7
30°	603.1	607.0	614.7	621.0	625.4	619.6	610.4	602.6	598.7	597.8	587.1
32.5°	647.7	648.2	653.5	655.0	655.5	645.8	633.1	625.9	624.4	622.5	614.2
35°	688.4	690.8	689.9	689.4	685.0	672.9	662.2	657.9	656.4	655.9	649.1
37.5°	724.8	728.7	726.2	721.9	716.5	706.8	695.7	690.8	695.7	692.8	694.2
40°	760.2	760.2	757.3	754.8	748.5	739.3	735.4	735.9	743.7	745.6	747.6
42.5°	790.7	790.2	787.3	785.4	784.4	782.5	780.5	789.7	804.8	807.7	812.0
45°	824.2	823.7	812.5	816.4	823.2	824.6	831.4	852.8	871.2	872.6	881.9
47.5°	856.6	852.8	842.1	846.0	865.4	875.5	886.7	916.8	942.5	947.8	973.5
50°	890.6	886.7	875.1	882.3	909.5	928.4	954.6	996.3	1031.7	1038.9	1072.4
52.5°	926.0	925.5	916.3	927.4	960.9	999.2	1040.4	1087.4	1130.6	1139.8	1189.2
55°	968.6	966.2	962.3	975.9	1023.4	1074.8	1139.3	1203.3	1250.3	1266.8	1316.7
57.5°	1016.6	1015.7	1016.1	1044.3	1101.5	1179.5	1258.5	1344.8	1422.4	1434.0	1480.6
60°	1058.3	1060.3	1071.4	1115.5	1187.3	1293.0	1404.0	1520.8	1589.7	1601.8	1647.4
62.5°	1109.2	1120.4	1145.1	1200.9	1285.2	1413.2	1557.2	1680.8	1769.5	1794.2	1880.5
65°	1231.4	1240.1	1286.2	1353.6	1461.2	1625.1	1790.4	1970.2	2116.6	2138.9	2213.1
67.5°	1320.6	1342.9	1415.1	1525.2	1680.8	1890.2	2117.1	2334.8	2458.4	2468.6	2416.7
69°	1289.6	1308.0	1393.3	1526.2	1713.8	1957.6	2239.8	2467.1	2543.3	2541.3	2400.2
70°	1242.1	1259.0	1353.1	1482.0	1686.1	1949.9	2241.7	2468.1	2514.2	2496.7	2335.3
72.5°	1040.4	1055.4	1143.6	1278.4	1476.2	1738.0	2012.9	2167.5	2157.8	2143.3	1876.7
75°	649.6	648.7	725.7	803.8	957.5	1222.2	1426.8	1550.9	1531.0	1519.8	1204.7
77.5°	242.9	259.9	288.0	371.8	442.6	585.6	751.0	889.1	927.4	878.5	648.7
80°	126.5	135.7	154.2	183.7	211.4	241.9	290.9	374.3	387.4	361.2	261.8
82.5°	99.9	111.0	129.4	154.7	174.0	162.4	153.2	158.5	157.6	150.3	133.3
85°	75.6	88.7	118.8	144.5	172.1	145.4	115.9	101.3	90.2	90.7	96.5
87.5°	37.8	49.0	93.6	126.0	149.8	96.5	75.6	58.7	49.0	47.0	63.0
90°	16.6	16.6	24.9	31.7	41.4	25.0	24.5	20.6	16.8	16.7	21.5
92.5°	4.0	4.0	4.5	5.0	5.5	6.0	6.0	6.0	6.0	6.0	6.0
95°	5.0	5.0	5.5	6.0	6.5	7.0	7.0	7.0	7.0	7.0	7.0
97.5°	7.0	7.0	7.5	8.0	8.0	8.0	8.5	9.0	9.0	9.0	9.0
100°	8.0	8.0	8.5	9.0	9.5	10.0	11.0	12.0	15.6	16.5	21.0
102.5°	11.0	11.0	12.0	13.0	15.5	18.0	22.5	27.0	32.2	33.5	40.0
105°	21.0	22.0	24.5	27.0	31.5	36.0	42.0	48.0	54.0	55.5	63.0
107.5°	41.0	42.0	45.5	49.0	53.5	58.0	65.5	73.0	79.0	80.5	88.0



REPORT NUMBER: P227016

CATALOG NUMBER: ISW-AF-600-LED-E1-SL4-8030-ULG

CANDELA DISTRIBUTION (continued):

	0°	5°	10°	15°	20°	25°	30°	35°	39°	40°	45°
110°	66.0	68.0	71.0	74.0	80.5	87.0	94.5	102.0	106.8	108.0	114.0
112.5°	99.0	99.0	102.5	106.0	113.5	121.0	127.5	134.0	137.6	138.5	143.0
115°	140.0	139.0	143.0	147.0	153.0	159.0	163.5	168.0	170.4	171.0	174.0
117.5°	184.0	184.0	186.5	189.0	193.0	197.0	199.5	202.0	203.2	203.5	205.0
120°	225.0	223.0	224.5	226.0	229.5	233.0	235.0	237.0	239.4	240.0	243.0
122.5°	263.0	260.0	260.5	261.0	264.0	267.0	269.0	271.0	273.4	274.0	277.0
125°	298.0	294.0	295.0	296.0	297.5	299.0	302.0	305.0	307.0	307.5	310.0
127.5°	330.0	329.0	329.0	329.0	331.0	333.0	336.0	339.0	339.4	339.5	340.0
130°	363.0	361.0	361.5	362.0	364.0	366.0	368.0	370.0	370.8	371.0	372.0
132.5°	396.0	394.0	393.5	393.0	397.0	401.0	402.5	404.0	404.4	404.5	405.0
135°	429.0	426.0	426.0	426.0	429.0	432.0	433.5	435.0	435.8	436.0	437.0
137.5°	460.0	457.0	458.0	459.0	459.5	460.0	462.0	464.0	465.6	466.0	468.0
140°	488.0	485.0	486.0	487.0	488.0	489.0	490.0	491.0	493.4	494.0	497.0
142.5°	518.0	515.0	516.0	517.0	517.5	518.0	519.5	521.0	522.6	523.0	525.0
145°	550.0	546.0	545.0	544.0	545.5	547.0	548.5	550.0	550.4	550.5	551.0
147.5°	575.0	572.0	571.5	571.0	572.5	574.0	574.0	574.0	574.4	574.5	575.0
150°	595.0	592.0	592.5	593.0	593.0	593.0	593.0	593.0	593.0	593.0	593.0
152.5°	611.0	608.0	608.0	608.0	608.5	609.0	609.5	610.0	610.0	610.0	610.0
155°	629.0	625.0	625.0	625.0	626.0	627.0	628.5	630.0	629.2	629.0	628.0
157.5°	646.0	643.0	643.0	643.0	643.5	644.0	645.0	646.0	645.6	645.5	645.0
160°	663.0	660.0	659.5	659.0	657.5	656.0	655.5	655.0	655.0	655.0	655.0
162.5°	673.0	669.0	669.0	669.0	667.0	665.0	663.0	661.0	661.8	662.0	663.0
165°	681.0	678.0	677.0	676.0	676.0	676.0	674.5	673.0	673.0	673.0	673.0
167.5°	690.0	687.0	685.5	684.0	685.0	686.0	687.0	688.0	686.8	686.5	685.0
170°	698.0	695.0	693.5	692.0	692.0	692.0	692.5	693.0	692.2	692.0	691.0
172.5°	699.0	697.0	696.0	695.0	694.0	693.0	691.5	690.0	690.0	690.0	690.0
175°	700.0	698.0	697.5	697.0	696.0	695.0	693.0	691.0	690.6	690.5	690.0
177.5°	707.0	705.0	702.5	700.0	699.5	699.0	698.0	697.0	696.2	696.0	695.0
180°	700.0	700.0	700.0	700.0	700.0	700.0	700.0	700.0	700.0	700.0	700.0



REPORT NUMBER: P227016

CATALOG NUMBER: ISW-AF-600-LED-E1-SL4-8030-ULG

CANDELA DISTRIBUTION (continued):

	50°	55°	60°	65°	70°	75°	80°	85°	90°	95°	100°
0°	500.3	500.3	500.3	500.3	500.3	500.3	500.3	500.3	500.3	500.3	500.3
2.5°	506.1	506.1	505.2	504.7	503.2	501.3	499.8	497.4	496.0	493.5	490.6
5°	499.8	497.9	496.9	495.0	492.1	489.6	486.7	483.3	479.5	474.6	469.3
7.5°	491.6	488.7	485.3	484.3	480.9	478.0	474.6	469.8	464.4	455.7	448.9
10°	488.2	485.3	482.4	480.4	476.1	472.7	468.8	462.5	455.7	444.1	431.5
12.5°	491.6	488.7	485.8	482.4	478.5	474.6	469.3	461.5	452.3	437.3	421.8
15°	499.8	496.9	492.1	488.7	483.3	480.0	472.7	464.0	450.4	432.0	411.6
17.5°	509.0	504.7	500.3	495.0	490.1	485.8	478.0	466.9	449.9	428.1	401.9
20°	517.8	512.9	506.1	502.3	497.4	491.1	482.9	469.3	448.9	420.3	391.7
22.5°	527.9	521.6	514.4	510.0	506.1	500.8	491.1	473.6	448.9	416.0	380.1
25°	541.0	532.8	525.5	521.2	518.7	514.9	503.2	483.8	452.3	413.5	370.4
27.5°	556.6	545.9	539.6	536.7	536.2	533.3	521.6	497.4	460.1	413.5	361.2
30°	575.0	565.8	557.5	557.5	563.3	561.4	548.3	518.3	472.2	415.0	354.4
32.5°	600.7	591.5	586.6	591.5	597.8	599.7	584.7	547.8	492.1	421.8	347.6
35°	638.5	632.7	629.3	636.5	649.1	654.0	635.6	591.9	521.2	434.9	343.7
37.5°	688.4	684.1	679.7	692.3	716.1	725.7	699.1	642.8	562.9	456.7	341.8
40°	745.6	746.1	751.0	776.2	799.0	819.3	789.3	719.9	620.1	487.7	343.7
42.5°	813.5	818.8	835.3	870.2	914.3	930.3	901.2	813.0	691.3	525.0	348.6
45°	897.9	911.9	940.0	991.9	1045.2	1070.0	1028.7	930.3	781.0	584.7	362.1
47.5°	987.5	1018.6	1066.1	1129.1	1191.2	1207.2	1156.2	1036.5	868.8	637.5	383.0
50°	1102.4	1140.3	1187.8	1263.4	1329.3	1339.0	1271.6	1134.9	945.4	683.6	402.9
52.5°	1209.6	1261.0	1321.6	1409.3	1476.2	1464.1	1376.8	1222.7	1006.0	715.1	414.0
55°	1356.0	1409.3	1477.7	1554.3	1620.7	1591.6	1472.3	1297.3	1054.4	738.4	417.4
57.5°	1523.2	1564.0	1630.9	1709.4	1753.0	1703.1	1566.4	1370.0	1100.5	738.8	390.7
60°	1687.6	1735.1	1808.8	1885.9	1910.1	1823.8	1631.8	1381.2	1054.9	659.3	312.7
62.5°	1931.0	1979.0	2016.3	2028.9	1985.3	1811.7	1555.7	1263.4	909.5	520.2	221.6
65°	2202.9	2148.6	2076.4	2008.5	1889.8	1626.0	1341.4	1038.0	705.9	347.6	152.7
67.5°	2274.2	2108.9	1951.8	1800.5	1579.0	1294.9	1011.8	730.1	452.8	197.8	103.7
69°	2200.0	1958.6	1783.6	1543.6	1314.8	969.1	697.1	467.8	270.5	137.7	86.8
70°	2064.3	1813.2	1576.1	1319.1	1018.6	740.3	463.5	306.4	176.5	100.4	78.1
72.5°	1557.7	1245.5	959.9	623.5	380.1	210.9	148.3	106.2	83.9	73.7	66.9
75°	900.8	599.7	392.7	209.4	124.1	92.1	80.5	71.8	66.4	64.0	58.2
77.5°	380.1	237.6	161.0	117.8	83.4	71.3	62.1	57.2	56.7	55.3	49.9
80°	173.1	148.3	126.5	88.7	63.5	54.3	47.5	46.5	47.5	46.1	40.7
82.5°	128.5	126.5	105.7	68.4	48.5	36.4	29.6	31.0	34.9	37.8	33.0
85°	107.1	107.1	88.7	50.9	32.0	23.3	22.8	25.7	29.1	31.5	26.7
87.5°	98.4	94.5	50.9	26.2	18.4	15.0	14.1	12.6	12.6	21.8	18.4
90°	16.7	11.4	10.4	10.9	11.4	10.9	10.9	9.4	9.4	9.4	10.4
92.5°	6.5	7.0	7.0	7.0	6.5	6.0	6.0	6.0	6.0	6.0	6.0
95°	7.0	7.0	7.5	8.0	7.5	7.0	7.0	7.0	7.0	7.0	7.0
97.5°	10.5	12.0	11.0	10.0	9.5	9.0	8.5	8.0	8.0	8.0	8.5
100°	25.0	29.0	27.5	26.0	24.5	23.0	21.0	19.0	19.0	19.0	21.0
102.5°	45.0	50.0	48.5	47.0	44.5	42.0	40.5	39.0	38.0	39.0	40.5
105°	67.5	72.0	71.0	70.0	67.5	65.0	63.0	61.0	61.0	61.0	63.0
107.5°	91.5	95.0	94.5	94.0	92.0	90.0	88.5	87.0	86.0	87.0	88.5



REPORT NUMBER: P227016

CATALOG NUMBER: ISW-AF-600-LED-E1-SL4-8030-ULG

CANDELA DISTRIBUTION (continued):

	50°	55°	60°	65°	70°	75°	80°	85°	90°	95°	100°
110°	117.0	120.0	120.5	121.0	120.0	119.0	117.5	116.0	117.0	116.0	117.5
112.5°	145.5	148.0	149.0	150.0	149.5	149.0	148.0	147.0	147.0	147.0	148.0
115°	176.5	179.0	180.5	182.0	180.5	179.0	178.0	177.0	178.0	177.0	178.0
117.5°	208.0	211.0	213.0	215.0	212.5	210.0	209.0	208.0	209.0	208.0	209.0
120°	244.5	246.0	248.0	250.0	247.5	245.0	244.0	243.0	243.0	243.0	244.0
122.5°	278.0	279.0	281.0	283.0	280.5	278.0	277.0	276.0	277.0	276.0	277.0
125°	311.5	313.0	314.0	315.0	312.5	310.0	310.0	310.0	310.0	310.0	310.0
127.5°	342.5	345.0	345.5	346.0	346.0	346.0	345.5	345.0	347.0	345.0	345.5
130°	374.5	377.0	379.0	381.0	381.0	381.0	380.0	379.0	380.0	379.0	380.0
132.5°	408.0	411.0	413.5	416.0	415.0	414.0	414.0	414.0	415.0	414.0	414.0
135°	440.0	443.0	445.5	448.0	447.5	447.0	448.5	450.0	451.0	450.0	448.5
137.5°	470.5	473.0	474.0	475.0	475.5	476.0	478.5	481.0	482.0	481.0	478.5
140°	498.5	500.0	501.0	502.0	503.0	504.0	506.5	509.0	511.0	509.0	506.5
142.5°	526.0	527.0	530.0	533.0	533.0	533.0	533.5	534.0	536.0	534.0	533.5
145°	553.5	556.0	559.0	562.0	561.5	561.0	559.5	558.0	560.0	558.0	559.5
147.5°	577.5	580.0	582.5	585.0	585.5	586.0	584.5	583.0	585.0	583.0	584.5
150°	595.0	597.0	598.5	600.0	601.5	603.0	604.5	606.0	610.0	606.0	604.5
152.5°	610.5	611.0	612.5	614.0	616.0	618.0	620.5	623.0	628.0	623.0	620.5
155°	627.0	626.0	628.5	631.0	633.5	636.0	637.0	638.0	641.0	638.0	637.0
157.5°	644.5	644.0	646.0	648.0	649.0	650.0	650.0	650.0	655.0	650.0	650.0
160°	656.5	658.0	661.0	664.0	662.5	661.0	660.5	660.0	666.0	660.0	660.5
162.5°	665.0	667.0	669.0	671.0	670.5	670.0	669.0	668.0	674.0	668.0	669.0
165°	672.5	672.0	674.5	677.0	678.5	680.0	679.0	678.0	682.0	678.0	679.0
167.5°	681.5	678.0	681.0	684.0	686.0	688.0	688.0	688.0	694.0	688.0	688.0
170°	688.5	686.0	687.5	689.0	691.5	694.0	695.0	696.0	701.0	696.0	695.0
172.5°	689.5	689.0	690.5	692.0	693.0	694.0	695.0	696.0	701.0	696.0	695.0
175°	690.0	690.0	692.5	695.0	695.5	696.0	695.0	694.0	699.0	694.0	695.0
177.5°	694.5	694.0	696.5	699.0	700.0	701.0	699.5	698.0	702.0	698.0	699.5
180°	700.0	700.0	700.0	700.0	700.0	700.0	700.0	700.0	700.0	700.0	700.0



REPORT NUMBER: P227016

CATALOG NUMBER: ISW-AF-600-LED-E1-SL4-8030-ULG

CANDELA DISTRIBUTION (continued):

	105°	110°	115°	120°	125°	130°	135°	140°	145°	150°	155°
0°	500.3	500.3	500.3	500.3	500.3	500.3	500.3	500.3	500.3	500.3	500.3
2.5°	488.2	486.3	481.4	480.4	479.0	477.0	476.6	474.1	469.3	468.3	468.8
5°	465.9	458.1	452.8	448.4	445.0	436.3	432.9	429.0	422.3	420.3	417.4
7.5°	439.7	430.5	419.8	412.1	402.9	393.7	386.4	377.2	369.9	365.5	357.8
10°	419.4	406.7	392.7	377.2	365.1	351.0	341.8	331.1	319.5	308.8	301.1
12.5°	403.8	386.4	366.0	347.6	330.1	315.1	298.6	283.6	269.1	254.5	241.9
15°	391.2	369.4	343.7	320.5	299.1	276.8	258.4	237.6	219.1	206.5	190.5
17.5°	377.7	349.5	319.0	291.8	264.2	240.9	217.7	195.9	178.4	161.9	148.8
20°	361.2	327.2	294.3	262.8	231.2	204.6	180.8	160.0	143.0	129.9	120.2
22.5°	342.8	303.0	264.7	230.3	198.8	172.6	150.3	134.8	122.2	114.9	112.0
25°	324.8	279.2	236.1	198.3	166.8	144.5	129.4	116.4	110.0	107.1	107.1
27.5°	308.3	255.0	207.0	170.2	139.6	122.2	110.5	105.2	102.3	102.3	103.7
30°	292.8	230.8	179.4	142.0	117.8	104.7	98.4	96.5	97.0	98.9	100.8
32.5°	274.9	207.5	155.6	122.2	102.3	93.6	88.7	89.2	91.6	95.0	98.4
35°	256.0	182.8	134.8	107.1	91.6	84.8	81.9	82.4	85.8	90.2	93.6
37.5°	239.0	162.9	118.8	95.5	83.9	79.5	77.1	77.6	80.0	85.3	89.7
40°	222.0	145.9	105.7	88.7	79.5	75.1	73.7	73.2	75.1	80.0	85.3
42.5°	207.5	131.4	97.9	83.9	76.6	72.7	70.8	70.8	71.8	75.6	81.0
45°	198.8	122.7	92.6	80.5	74.2	70.8	68.8	67.9	69.3	71.8	76.6
47.5°	198.8	118.3	89.2	78.1	72.2	69.3	66.9	66.4	66.9	69.3	74.2
50°	205.6	119.3	88.7	77.1	71.3	67.4	65.0	65.0	65.9	69.3	73.2
52.5°	211.4	121.2	90.2	78.1	71.3	66.4	63.5	63.0	64.5	67.9	71.3
55°	210.4	121.2	91.6	79.5	72.7	66.9	63.0	62.5	63.5	66.9	70.3
57.5°	188.1	113.9	90.2	80.5	74.7	69.3	65.4	64.0	65.0	67.9	70.8
60°	152.2	101.3	86.3	80.5	77.6	73.7	69.8	68.8	69.3	72.2	75.6
62.5°	119.3	90.2	81.4	80.0	79.0	77.1	75.6	74.7	74.7	77.1	80.0
65°	97.0	81.4	77.6	78.1	79.0	78.5	78.1	77.6	77.6	79.0	81.9
67.5°	81.0	73.2	72.2	73.7	74.7	75.1	75.6	75.1	75.6	77.1	80.5
69°	73.7	68.8	67.9	68.8	70.8	71.3	72.2	71.8	72.2	73.7	77.1
70°	69.3	65.4	64.5	65.9	67.4	67.9	68.8	68.4	68.8	70.3	73.7
72.5°	60.1	55.8	54.3	55.3	56.7	56.7	58.2	58.7	57.7	58.2	60.6
75°	51.4	46.5	44.1	44.6	44.6	44.6	45.6	45.6	44.6	44.1	44.6
77.5°	43.1	37.8	34.9	34.9	34.9	34.4	33.0	33.5	33.9	33.5	33.9
80°	33.9	29.6	26.7	26.7	26.7	25.7	25.2	25.2	26.2	27.1	26.7
82.5°	26.2	21.8	20.4	19.9	19.9	18.9	18.9	19.9	19.4	19.9	20.8
85°	18.9	15.5	14.1	14.5	14.1	13.1	13.6	15.0	15.0	14.5	15.5
87.5°	11.6	9.7	9.2	9.7	8.7	7.3	6.8	7.3	8.2	7.8	8.7
90°	10.5	10.0	10.0	9.0	8.5	8.0	8.0	8.5	9.5	9.5	9.0
92.5°	6.0	6.5	7.0	7.0	7.0	6.5	6.0	6.0	6.0	6.0	6.0
95°	7.0	7.5	8.0	7.5	7.0	7.0	7.0	7.0	7.0	7.0	7.0
97.5°	9.0	9.5	10.0	11.0	12.0	10.5	9.0	9.0	9.0	8.5	8.0
100°	23.0	24.5	26.0	27.5	29.0	25.0	21.0	16.5	12.0	11.0	10.0
102.5°	42.0	44.5	47.0	48.5	50.0	45.0	40.0	33.5	27.0	22.5	18.0
105°	65.0	67.5	70.0	71.0	72.0	67.5	63.0	55.5	48.0	42.0	36.0
107.5°	90.0	92.0	94.0	94.5	95.0	91.5	88.0	80.5	73.0	65.5	58.0



REPORT NUMBER: P227016
 CATALOG NUMBER: ISW-AF-600-LED-E1-SL4-8030-ULG

REPORT N
 CATALOG

CANDELA DISTRIBUTION (continued):

CANDELA

	105°	110°	115°	120°	125°	130°	135°	140°	145°	150°	155°	
110°	119.0	120.0	121.0	120.5	120.0	117.0	114.0	108.0	102.0	94.5	87.0	0°
112.5°	149.0	149.5	150.0	149.0	148.0	145.5	143.0	138.5	134.0	127.5	121.0	2.5°
115°	179.0	180.5	182.0	180.5	179.0	176.5	174.0	171.0	168.0	163.5	159.0	5°
117.5°	210.0	212.5	215.0	213.0	211.0	208.0	205.0	203.5	202.0	199.5	197.0	7.5°
120°	245.0	247.5	250.0	248.0	246.0	244.5	243.0	240.0	237.0	235.0	233.0	10°
122.5°	278.0	280.5	283.0	281.0	279.0	278.0	277.0	274.0	271.0	269.0	267.0	12.5°
125°	310.0	312.5	315.0	314.0	313.0	311.5	310.0	307.5	305.0	302.0	299.0	15°
127.5°	346.0	346.0	346.0	345.5	345.0	342.5	340.0	339.5	339.0	336.0	333.0	17.5°
130°	381.0	381.0	381.0	379.0	377.0	374.5	372.0	371.0	370.0	368.0	366.0	20°
132.5°	414.0	415.0	416.0	413.5	411.0	408.0	405.0	404.5	404.0	402.5	401.0	22.5°
135°	447.0	447.5	448.0	445.5	443.0	440.0	437.0	436.0	435.0	433.5	432.0	25°
137.5°	476.0	475.5	475.0	474.0	473.0	470.5	468.0	466.0	464.0	462.0	460.0	27.5°
140°	504.0	503.0	502.0	501.0	500.0	498.5	497.0	494.0	491.0	490.0	489.0	30°
142.5°	533.0	533.0	533.0	530.0	527.0	526.0	525.0	523.0	521.0	519.5	518.0	32.5°
145°	561.0	561.5	562.0	559.0	556.0	553.5	551.0	550.5	550.0	548.5	547.0	35°
147.5°	586.0	585.5	585.0	582.5	580.0	577.5	575.0	574.5	574.0	574.0	574.0	37.5°
150°	603.0	601.5	600.0	598.5	597.0	595.0	593.0	593.0	593.0	593.0	593.0	40°
152.5°	618.0	616.0	614.0	612.5	611.0	610.5	610.0	610.0	610.0	609.5	609.0	42.5°
155°	636.0	633.5	631.0	628.5	626.0	627.0	628.0	629.0	630.0	628.5	627.0	45°
157.5°	650.0	649.0	648.0	646.0	644.0	644.5	645.0	645.5	646.0	645.0	644.0	47.5°
160°	661.0	662.5	664.0	661.0	658.0	656.5	655.0	655.0	655.0	655.5	656.0	50°
162.5°	670.0	670.5	671.0	669.0	667.0	665.0	663.0	662.0	661.0	663.0	665.0	52.5°
165°	680.0	678.5	677.0	674.5	672.0	672.5	673.0	673.0	673.0	674.5	676.0	55°
167.5°	688.0	686.0	684.0	681.0	678.0	681.5	685.0	686.5	688.0	687.0	686.0	57.5°
170°	694.0	691.5	689.0	687.5	686.0	688.5	691.0	692.0	693.0	692.5	692.0	60°
172.5°	694.0	693.0	692.0	690.5	689.0	689.5	690.0	690.0	690.0	691.5	693.0	62.5°
175°	696.0	695.5	695.0	692.5	690.0	690.0	690.0	690.5	691.0	693.0	695.0	65°
177.5°	701.0	700.0	699.0	696.5	694.0	694.5	695.0	696.0	697.0	698.0	699.0	67.5°
180°	700.0	700.0	700.0	700.0	700.0	700.0	700.0	700.0	700.0	700.0	700.0	69°
												70°
												72.5°
												75°
												77.5°
												80°
												82.5°
												85°
												87.5°
												90°
												92.5°
												95°
												97.5°
												100°
												102.5°
												105°
												107.5°

NUMBER: P227016
 NUMBER: ISW-AF-600-LED-E1-SL4-8030-ULG

REPORT NUMBER: P
 CATALOG NUMBER:

DISTRIBUTION (continued):

160°	165°	170°	175°	180°
500.3	500.3	500.3	500.3	500.3
465.4	466.9	460.6	463.5	461.5
414.5	412.1	411.6	410.1	407.2
354.9	352.9	347.1	349.1	344.7
293.3	292.8	282.2	282.6	277.3
236.6	227.9	223.5	217.2	220.6
183.3	176.0	166.8	164.3	167.7
138.2	130.9	126.5	122.7	121.2
114.4	110.0	107.6	106.2	105.2
110.5	109.6	109.1	108.1	107.6
108.1	109.1	109.1	109.1	108.1
105.7	107.6	108.1	107.6	106.7
103.3	104.7	104.7	104.2	102.8
99.9	101.3	101.3	100.8	99.9
96.0	97.0	97.4	97.4	97.9
93.1	94.1	95.0	96.0	97.4
89.7	91.1	91.6	93.6	95.5
85.3	87.3	88.2	89.7	91.6
81.0	83.4	83.9	85.8	87.7
79.0	81.0	81.0	82.4	83.9
76.6	77.6	77.1	78.1	78.5
74.2	75.1	74.7	75.6	76.1
72.2	73.2	74.2	75.1	75.6
73.2	74.7	75.1	76.6	77.1
77.6	79.5	81.4	83.4	84.8
81.9	84.4	88.7	97.4	100.8
84.4	87.7	97.9	113.0	117.3
82.9	87.3	99.4	115.4	120.7
80.0	83.4	96.5	113.0	117.8
76.1	79.5	92.6	110.5	114.9
61.6	63.5	78.1	95.0	97.9
45.1	46.5	57.7	64.5	64.0
34.9	36.8	40.7	41.2	40.7
27.6	28.6	30.5	30.5	31.0
21.3	21.8	22.8	21.8	21.3
16.0	15.5	15.0	14.5	14.1
9.2	9.2	7.8	6.8	6.3
8.5	8.5	7.5	6.0	5.0
5.5	5.0	4.5	4.0	4.0
6.5	6.0	5.5	5.0	5.0
8.0	8.0	7.5	7.0	7.0
9.5	9.0	8.5	8.0	8.0
15.5	13.0	12.0	11.0	11.0
31.5	27.0	24.5	22.0	21.0
53.5	49.0	45.5	42.0	41.0

CANDELA DISTRIBUTION:

	160°
110°	80.5
112.5°	113.5
115°	153.0
117.5°	193.0
120°	229.5
122.5°	264.0
125°	297.5
127.5°	331.0
130°	364.0
132.5°	397.0
135°	429.0
137.5°	459.5
140°	488.0
142.5°	517.5
145°	545.5
147.5°	572.5
150°	593.0
152.5°	608.5
155°	626.0
157.5°	643.5
160°	657.5
162.5°	667.0
165°	676.0
167.5°	685.0
170°	692.0
172.5°	694.0
175°	696.0
177.5°	699.5
180°	700.0



'227016

ISW-AF-600-LED-E1-SL4-8030-ULG

TION (continued):

165°	170°	175°	180°
74.0	71.0	68.0	66.0
106.0	102.5	99.0	99.0
147.0	143.0	139.0	140.0
189.0	186.5	184.0	184.0
226.0	224.5	223.0	225.0
261.0	260.5	260.0	263.0
296.0	295.0	294.0	298.0
329.0	329.0	329.0	330.0
362.0	361.5	361.0	363.0
393.0	393.5	394.0	396.0
426.0	426.0	426.0	429.0
459.0	458.0	457.0	460.0
487.0	486.0	485.0	488.0
517.0	516.0	515.0	518.0
544.0	545.0	546.0	550.0
571.0	571.5	572.0	575.0
593.0	592.5	592.0	595.0
608.0	608.0	608.0	611.0
625.0	625.0	625.0	629.0
643.0	643.0	643.0	646.0
659.0	659.5	660.0	663.0
669.0	669.0	669.0	673.0
676.0	677.0	678.0	681.0
684.0	685.5	687.0	690.0
692.0	693.5	695.0	698.0
695.0	696.0	697.0	699.0
697.0	697.5	698.0	700.0
700.0	702.5	705.0	707.0
700.0	700.0	700.0	700.0

(END OF REPORT)